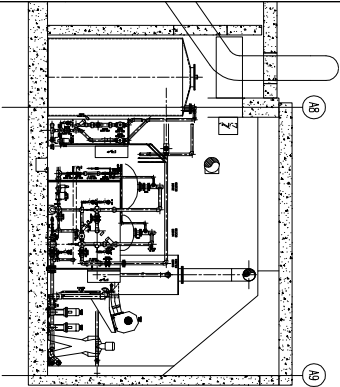
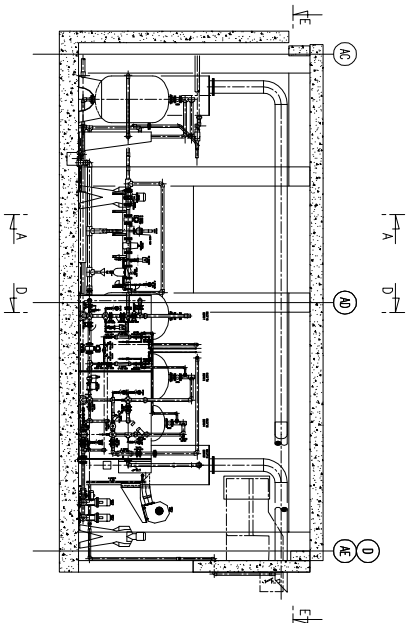


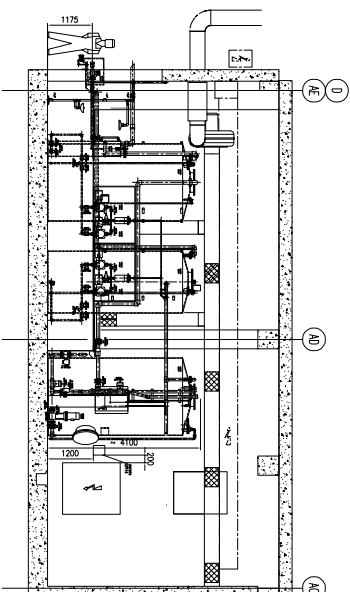
SECTION – REZ A-A



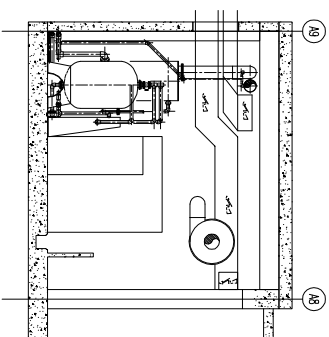
SECTION – REZ B-B



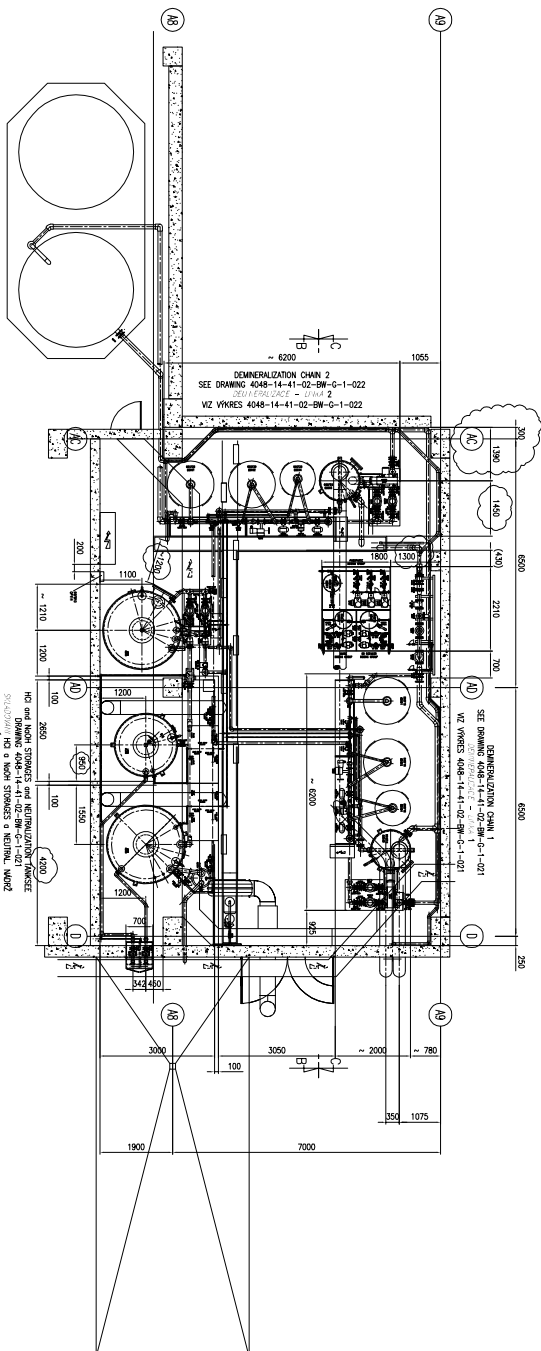
SECTION – REZ C-C



SECTION – REZ D-D



SECTION – REZ E-E



HD and high strength and neutralization tanks.
SEE DRAWING 4048-14-41-02-8H-C-1-021
VZ VYKRES 4048-14-41-02-8H-C-1-021

NOTA :

For piping connection between chain 1, chain 2, HD and high strength, neutralization tank.
See drawing 4048-14-41-02-8H-C-1-021
For piping groups see drawing 4048-14-41-02-8H-C-1-026.

PROJECT :

Scope project and chain 1, chain 2, wastewater HD and high strength, neutralization tank - VZ VYKRES 4048-14-41-02-8H-C-1-021.

| NO. | DESCRIPTION | DATE | STATUS |
|-----|----------------|------------|--------|
| 1 | DESIGN | 2023.01.10 | OK |
| 2 | CONSTRUCTION | 2023.01.10 | OK |
| 3 | OPERATION | 2023.01.10 | OK |
| 4 | MAINTENANCE | 2023.01.10 | OK |
| 5 | REPAIR | 2023.01.10 | OK |
| 6 | RECONSTRUCTION | 2023.01.10 | OK |
| 7 | REPAIR | 2023.01.10 | OK |
| 8 | RECONSTRUCTION | 2023.01.10 | OK |
| 9 | REPAIR | 2023.01.10 | OK |
| 10 | RECONSTRUCTION | 2023.01.10 | OK |

STAVBA / PROJECT : PROJECT ORADOVE HOSPODARSTVI BRNO

CONSTRUCTION SITE / PROJECT : WASTE MANAGEMENT BRNO PROJECT

DESIGN STAGE : FOR CONSTRUCTION

DESIGN STAGE : FOR CONSTRUCTION

DESIGN STAGE : FOR CONSTRUCTION

DESIGN STAGE : FOR CONSTRUCTION

DESIGN STAGE : FOR CONSTRUCTION

DESIGN STAGE : FOR CONSTRUCTION

DESIGN STAGE : FOR CONSTRUCTION

DESIGN STAGE : FOR CONSTRUCTION

DESIGN STAGE : FOR CONSTRUCTION

DESIGN STAGE : FOR CONSTRUCTION